


# PCB terminals

## Product overview



## PCB terminals for your applications

### The right terminal for all your needs

Depending on the application in question, there are different criteria for choosing a suitable PCB terminal. Developers encounter different requirements for each application in terms of cable entry angle, function density, current and voltage parameters, design and - last but not least - connectivity.

In order to cater for every application, Weidmüller's portfolio of PCB terminals offers you 3 different cable entry angles, 12 different pitches, 6 different types of connection technology and various single or multi-row PCB terminals.



<b>Pitch</b>	3.50 mm, 3.81 mm, 5.00 mm, 5.08 mm, 6.35 mm, 7.50 mm, 7.62 mm, 9.52 mm, 10.00 mm, 10.16 mm, 12.70 mm, 15.00 mm
<b>Connection technology</b>	Leaf spring, clamping yoke, top connection, tension clamp, Push In (direct-connection technology), push-on tab
<b>Function density</b>	1-row, 2-row, 3-row, test point
<b>Model</b>	SMT/THR, soldered
<b>Cable entry angle</b>	90°, 135°, 180°

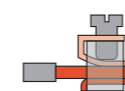


## Your choice of connection technology

Each type of connection technology has its advantages. This is why we have not restricted ourselves to a particular system, offering instead the best solution for each application.

### Connection technology

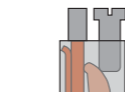
**Leaf spring** Internationally established, cost-effective technology with shallow height.



**Clamping yoke** Internationally established technology. Extremely resistant to vibrations, with high contact force, a large cross section and constantly low transition resistance.



**Top connection** Internationally established technology for limited mounting space and simplified appliance design.



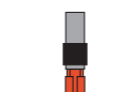
**Tension clamp** For fast, maintenance-free wiring and high contact safety.



**Push In (direct-connection technology)** For ultra fast wiring and compact dimensions.



**Push-on tab** Easy and rapid connection with prefabricated wires.



## PCB components

### Impressive variety

Alongside a unique range of PCB terminals, Weidmüller has a variety of PCB plug-in connectors for your specific application.

You can find our whole product range in the latest Weidmüller catalogues. Ask your sales engineer or take a look at our website: [www.weidmueller.com](http://www.weidmueller.com)

We can also supply product sketches as 2-D and 3-D data. Have a look at: [www.partserver.com](http://www.partserver.com)

Do you want to optimise your production workflow for automatic PCB assembly? Then you've come to the right place! [www.smt-technology.com](http://www.smt-technology.com)

[www.weidmueller.com](http://www.weidmueller.com)

Argentina	Indonesia	Saudi Arabia
Australia	Iran	Serbia/
Austria	Ireland	Montenegro
Bahrain	Israel	Singapore
Belarus	Italy	Slovakia
Belgium	Japan	Slovenia
Bosnia-Herzegovina	Jordan	South Africa
Brazil	Kuwait	South Korea
Bulgaria	Latvia	Spain
Canada	Lebanon	Sweden
Chile	Lithuania	Switzerland
China	Luxembourg	Syria
Colombia	Macedonia	Taiwan
Costa Rica	Malaysia	Thailand
Croatia	Morocco	Turkey
Czech Republic	Mexico	Ukraine
Denmark	Netherlands	United Arab Emirates
Egypt	New Zealand	United Kingdom
El Salvador	Nicaragua	USA
Estonia	Norway	Venezuela
Finland	Oman	Vietnam
France	Pakistan	Yemen
Germany	Panama	
Greece	Paraguay	
Guatemala	Peru	
Honduras	Philippines	
Hong Kong	Poland	
Hungary	Portugal	
Iceland	Qatar	
India	Romania	
	Russia	

Weidmüller is the leading manufacturer of components for electrical connection technology. The Weidmüller product portfolio ranges from terminal blocks, PCB connectors and terminals, protected components, Industrial Ethernet components and relay sockets to power supply and overvoltage protection modules suitable for all applications. Electrical installation and marking material, basic I/O components and a variety of tools round off the range. As an OEM supplier, the company sets global standards in the field of electrical connection technology.

We cannot guarantee that there are no mistakes in the publications or software provided by us to the customer for the purpose of making orders. We try our best to correct any fault as soon as it is located. For this purpose we make all corrections, which have been made after publishing a printed media, available on our website at [www.weidmueller.com](http://www.weidmueller.com). This Internet-database is part of our catalogue.

Weidmüller Interface GmbH & Co. KG  
Klingenbergstraße 16  
D-32758 Detmold  
Phone +49 (0) 5231 14-0  
Fax +49 (0) 5231 14-2083  
E-Mail [info@weidmueller.de](mailto:info@weidmueller.de)  
Internet [www.weidmueller.com](http://www.weidmueller.com)

Order number:  
5649960000/05/2005/DMMD



Cross section	1.5 mm <sup>2</sup>														2.5 mm <sup>2</sup>																				
	Clamping yoke				Leaf spring	Push In					Clamping yoke						Leaf spring	Tension clamp		Push-on tab															
Connection technology																																			
Pitch	3.50	3.50	3.50	5.08	3.50	3.50	3.81	3.50	3.81	5.00	5.08	5.00	5.08	7.50	7.62	7.50	7.62	5.00	5.00	5.08	5.08	5.08	5.08	5.08	5.08	5.00	5.08	5.00	5.08	5.00	5.00	7.50	7.50	10.00	10.00
Approved by VDE and AWG	160 V VDE 12 A 300 V 10 A AWG 14	160 V VDE 12 A 300 V 10 A AWG 14	120 V VDE 12 A 300 V 10 A AWG 14	250 V VDE 17,5 A 300 V 13,5 A AWG 16	160 V VDE 17,5 A 300 V 10 A AWG 16	160 V VDE 17,5 A 300 V 10 A AWG 16	160 V VDE 17,5 A 300 V 10 A AWG 16	250 V VDE 17,5 A 300 V 10 A AWG 16	250 V VDE 17,5 A 300 V 10 A AWG 16	250 V VDE 17,5 A 300 V 10 A AWG 16	500 V VDE 17,5 A 300 V 10 A AWG 16	500 V VDE 17,5 A 300 V 10 A AWG 16	250 V VDE 18 A 300 V 20 A AWG 12	250 V VDE 18 A 300 V 20 A AWG 12	250 V VDE 18 A 300 V 20 A AWG 12	250 V VDE 15,5 A 300 V 20 A AWG 12	250 V VDE 15 A 300 V 20 A AWG 12	250 V VDE 13,5 A 300 V 20 A AWG 12	250 V VDE 24 A 300 V 16 A AWG 14	250 V VDE 24 A 300 V 16 A AWG 14	250 V VDE 24 A 300 V 15 A AWG 12	250 V VDE 12 A 300 V 10 A AWG 12	250 V VDE 24 A 300 V 15 A AWG 14	250 V VDE 24 A 300 V 15 A AWG 14	500 V VDE 24 A 300 V 15 A AWG 14	500 V VDE 24 A 300 V 15 A AWG 14	690 V VDE 24 A 300 V 15 A AWG 14	690 V VDE 24 A 300 V 15 A AWG 14	690 V VDE 24 A 300 V 15 A AWG 14	690 V VDE 24 A 300 V 15 A AWG 14					
Product type	LM 3.5/90°	LM1N 3.5/90°	LM 3.5 THR	LS 5.08/90°	PS 3.5/90°	LSF-SMT 3.5/90°	LSF-SMT 3.5/135°	LSF-SMT 5.00/90°	LSF-SMT 5.00/135°	LSF-SMT 7.50/90°	LSF-SMT 7.50/135°	LSF-SMT 7.62/90°	LM 5.00/90°	LM 5.00/180°	LM 5.08/90°	LM 5.08/180°	LM1H 5.08/90°	LM2NL 5.08/90°	LM2HL 5.08/90°	LM3R 5.08/90°	PM 5.00/90°	PM 5.08/90°	LMZF 5.00/135°	LM2NZF 5.08/135°	PCF 5.00/90°	PCF 5.00/180°	PCF 7.50/90°	PCF 7.50/180°	PCF 10.00/90°	PCF 10.00/180°					
	LM 3.5/135°	LM2NL 3.5/90°				LSF-SMT 3.5/180°	LSF-SMT 5.00/180°	LSF-SMT 5.08/180°	LSF-SMT 7.50/180°	LSF-SMT 7.62/180°			LM 5.00/135°		LM 5.08/135°	LM1N 5.08/90°						LMZF 5.00/135°	LM3RZF 5.08/135°	PCF 5.00/135°		PCF 7.50/135°				PCF 10.00/135°					

Cross section	2.5 mm <sup>2</sup>														6.0 mm <sup>2</sup>														10.0 mm <sup>2</sup>		16.0 mm <sup>2</sup>		25.0 mm <sup>2</sup>	
	Top			Clamping yoke											Top		Clamping yoke	Clamping yoke		Clamping yoke														
Connection technology																																		
Pitch	5.08	5.08	7.62	5.00	5.00	5.00	5.00	5.08	5.08	5.08	5.08	5.08	5.08	5.08	7.50	7.50	7.62	7.62	9.52	10.00	10.16	6.35	7.62	10.00	10.16	12.70	15.00	15.00						
Approved by VDE and AWG	250 V VDE 19 A 300 V 10 A AWG 14	250 V VDE 19 A 300 V 10 A AWG 14	500 V VDE 19 A 300 V 10 A AWG 14	250 V VDE 32 A 300 V 20 A AWG 12	250 V VDE 32 A 300 V 20 A AWG 12	250 V VDE 32 A 300 V 20 A AWG 12	250 V VDE 24 A 300 V 20 A AWG 12	250 V VDE 32 A 300 V 20 A AWG 12	250 V VDE 32 A 300 V 20 A AWG 12	250 V VDE 32 A 300 V 20 A AWG 12	250 V VDE 30 A 300 V 20 A AWG 12	250 V VDE 28 A 300 V 20 A AWG 12	250 V VDE 20 A 300 V 15 A AWG 12	250 V VDE 32 A 300 V 20 A AWG 12	500 V VDE 32 A 300 V 20 A AWG 12	500 V VDE 32 A 300 V 20 A AWG 12	500 V VDE 32 A 300 V 20 A AWG 12	500 V VDE 32 A 300 V 20 A AWG 12	690 V VDE 32 A 300 V 30 A AWG 10	630 V VDE 32 A 300 V 20 A AWG 12	630 V VDE 32 A 300 V 20 A AWG 12	320 V VDE 32 A 300 V 30 A AWG 10	500 V VDE 32 A 300 V 30 A AWG 10	400 V VDE 57 A 300 V 40 A AWG 8	690 V VDE 76 A 300 V 60 A AWG 6	1000 V VDE 76 A 600 V 60 A AWG 6	1000 V VDE 101 A 600 V 85 A AWG 4	1000 V VDE 101 A 600 V 85 A AWG 4						
Product type	TOP1.5GS 5.08/90°	LPA-TOP/90°	TOP1.5GS 7.62/90°	LP 5.00/90°	LP 5.00/180°	LP1N 5.00/90°	LP2NL 5.00/90°	LP 5.08/90°	LP 5.08/180°	LP1N 5.08/90°	LP2NL 5.08/90°	LP3R 5.08/90°	LPTR 5.08/90°	LP 5.08 THR	LP 7.50/90°	LP 7.50/180°	LP 7.62/90°	LP 7.62/180°	LL 9.52/90°	LP 10.00/90°	LP 10.16/90°	TOP4GS 6.35/90°	TOP4GS 7.62/90°	GSE 10/180°	LUP 10.16/90°	LUP 12.7/90°	LX 15.00/90°	LXBL 15.00/90°						
	TOP1.5GS 5.08/180°	LPA-TOP/180°	TOP1.5GS 7.62/180°	LP 5.00/135°	LPP 5.00/90°			LP 5.08/135°	LPP 5.08/90°	LP1H 5.08/90°	LP2HL 5.08/90°			LP 7.50/135°	LPP 7.50/90°	LP 7.62/135°	LPP 7.62/90°				TOP4GS 6.35/180°	TOP4GS 7.62/180°		LU 10.16/90°				LXB 15.00/90°						